

- [Change style to default](#)
- [Decrease font size](#)
- [Increase font size](#)
- [Slimmer page](#)
- [Wider page](#)
- [Print](#)



Search all BMJ Products

[Subscribe](#) | [My account](#) ▼ | [Sign in](#) ▼

BMJ  
Helping doctors make better decisions

Search bmj.com

Advanced search

- [Home](#)
- [Research](#)
- [Education](#)
- [News](#)
- [Comment](#)
- [Multimedia](#)
- [Specialties](#)
- [Archive](#)

Search all BMJ research articles:

From

Through

Limit by

Rapid responses are electronic letters to the editor and new ones are published each day. [Read latest responses.](#)

## Research

# Randomised controlled trial of Alexander technique lessons, exercise, and massage (ATEAM) for chronic and recurrent back pain

*BMJ 2008; 337 doi: 10.1136/bmj.a884 (Published 19 August 2008)*

Cite this as: *BMJ 2008;337:bmj.a884*

[Clinical trials \(epidemiology\)](#)

[Epidemiology](#)

[Health economics](#)

[Health policy](#)

[Health service research](#)

[Neurology](#)

[More topics](#)

[Article](#)   [Related content](#)   [Read responses \(16\)](#)   [Article metrics](#)

Paul Little, professor of primary care research<sup>1</sup>,  
 George Lewith, reader<sup>1</sup>,  
 Fran Webley, overall trial coordinator and trial manager for Southampton site<sup>1</sup>,  
 Maggie Evans, trial manager for Bristol site<sup>4</sup>,  
 Angela Beattie, trial manager for Bristol site<sup>4</sup>,  
 Karen Middleton, trial data manager<sup>1</sup>,  
 Jane Barnett, research nurse<sup>1</sup>,  
 Kathleen Ballard, teacher of the Alexander technique<sup>5</sup>,  
 Frances Oxford, teacher of the Alexander technique<sup>5</sup>,  
 Peter Smith, professor of statistics<sup>3</sup>,  
 Lucy Yardley, professor of health psychology<sup>2</sup>,  
 Sandra Hollinghurst, health economist<sup>4</sup>,  
 Debbie Sharp, professor of primary care<sup>4</sup>

[Author Affiliations](#)

[Open access](#)

[PDF](#)

[Easy Read](#)

[Web extra](#)

[Respond to this article](#)

### Services

[Email to friend](#)

[Add article to BMJ](#)

[portfolio](#)

[Download to citation](#)

[manager](#)

[Request permission](#)

### Citations

[Find similar articles in](#)

[PubMed](#)

[Articles by Paul Little](#)

[Articles by George Lewith](#)

[Articles by Fran Webley](#)

[Articles by Maggie Evans](#)

[Articles by Angela Beattie](#)

[Articles by Karen](#)

[Middleton](#)

[Articles by Jane Barnett](#)

[Articles by Kathleen](#)

[Ballard](#)

[Articles by Frances](#)

[Oxford](#)

[Articles by Peter Smith](#)

[Articles by Lucy Yardley](#)

[Articles by Sandra](#)

[Hollinghurst](#)

[Articles by Debbie Sharp](#)

[Citing articles via Web of Science](#)

## Latest jobs

**UK jobs**   **International jobs**

[Opportunities for Qualified Orthopaedics Consultants in Scotland Premier Medical Group is recruiting](#)

[Orthopaedic Consultants in Scotland to \(20 Oct 2011\)](#)

[NHS Grampian Director of Public Health \(14 Nov 2011\)](#)

[BPAS British Pregnancy Advisory Service](#)

[Doctor/Surgeon Sexual and Reproductive Health](#)

[Medicine \(14 Nov 2011\)](#)

[St George's University of London; Clinical Lecturer in](#)

[Child Health \(14 Nov 2011\)](#)

[show me all jobs >>](#)



**Recommend**  
this journal to  
your institution

**BMJ**

---

**FREE**  
to BMA members.

**BMJ**

## Latest blogs and podcasts

## Abstract

**Objective** To determine the effectiveness of lessons in the Alexander technique, massage therapy, and advice from a doctor to take exercise (exercise prescription) along with nurse delivered behavioural counselling for patients with chronic or recurrent back pain.

**Design** Factorial randomised trial.

**Setting** 64 general practices in England.

**Participants** 579 patients with chronic or recurrent low back pain; 144 were randomised to normal care, 147 to massage, 144 to six Alexander technique lessons, and 144 to 24 Alexander technique lessons; half of each of these groups were randomised to exercise prescription.

**Interventions** Normal care (control), six sessions of massage, six or 24 lessons on the Alexander technique, and prescription for exercise from a doctor with nurse delivered behavioural counselling.

**Main outcome measures** Roland Morris disability score (number of activities impaired by pain) and number of days in pain.

**Results** Exercise and lessons in the Alexander technique, but not massage, remained effective at one year (compared with control Roland disability score 8.1: massage  $-0.58$ , 95% confidence interval  $-1.94$  to  $0.77$ , six lessons  $-1.40$ ,  $-2.77$  to  $-0.03$ , 24 lessons  $-3.4$ ,  $-4.76$  to  $-2.03$ , and exercise  $-1.29$ ,  $-2.25$  to  $-0.34$ ). Exercise after six lessons achieved 72% of the effect of 24 lessons alone (Roland disability score  $-2.98$  and  $-4.14$ , respectively). Number of days with back pain in the past four weeks was lower after lessons (compared with control median 21 days: 24 lessons  $-18$ , six lessons  $-10$ , massage  $-7$ ) and quality of life improved significantly. No significant harms were reported.

**Conclusions** One to one lessons in the Alexander technique from registered teachers have long term benefits for patients with chronic back pain. Six lessons followed by exercise prescription were nearly as effective as 24 lessons.

**Trial registration** National Research Register N0028108728.


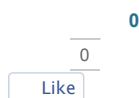
How does the Alexander Technique work? What are the authors findings about the clinical and cost effectiveness of the treatment? Watch this video to find out (12 mins).



## Introduction

Back pain is a common condition managed in primary care and one of the commonest causes of disability in Western societies.<sup>1 2</sup> As yet few interventions have been proved to substantially help patients with chronic back pain in the longer term.

Supervised exercise classes—mainly strengthening and stabilising exercises—



The latest  
learning  
tool from  
BMJ Group

Start tracking  
your learning  
today at  
[portfolio.bmj.com](http://portfolio.bmj.com)

### Blogs Podcasts

Desmond O'Neill: Donizetti and the GP (15 Nov 2011)

Domhnall MacAuley: NAPCRG and the relevance of evidence based medicine (15 Nov 2011)

Tracey Koehlmoos: Climate change, health, and security (14 Nov 2011)

Richard Smith: Battling over safe alcohol limits (14 Nov 2011)

Vivienne Bachelet: Medical editorial and publishing worlds – are they working together or not in the Chilean outback (14 Nov 2011)

[more >>](#)



## THIS WEEK'S POLL

Should doctors encourage people to donate a kidney to a stranger?

No

Yes

probably have moderate benefit for chronic pain.<sup>3 4 5 6 7</sup> A trial of advice from a doctor to take aerobic exercise showed short term benefit for acute pain,<sup>8</sup> but the evidence of longer term benefit for chronic or recurrent pain and for exercise “prescriptions” is lacking.<sup>9</sup>

Lessons in the Alexander technique offer an individualised approach designed to develop lifelong skills for self care that help people recognise, understand, and avoid poor habits affecting postural tone and neuromuscular coordination. Lessons involve continuous personalised assessment of the individual patterns of habitual musculoskeletal use when stationary and in movement; paying particular attention to release of unwanted head, neck, and spinal muscle tension, guided by verbal instruction and hand contact, allowing decompression of the spine; help and feedback from hand contact and verbal instruction to improve musculoskeletal use when stationary and in movement; and spending time between lessons practising and applying the technique (also see appendix on bmj.com).

The Alexander technique is thus distinct from manipulation,<sup>10</sup> back schools,<sup>11</sup> and conventional physiotherapy.<sup>12</sup> The practice and theory of the technique, in conjunction with preliminary findings of changes in postural tone and its dynamic adaptability to changes in load and position,<sup>13 14 15</sup> support the hypothesis that the technique could potentially reduce back pain by limiting muscle spasm, strengthening postural muscles, improving coordination and flexibility, and decompressing the spine. A small trial, not fully reported, showed promising short term results for back pain.<sup>16</sup> We are not aware of a trial reporting long term results.

Systematic reviews and a recent trial highlighted the importance of research to assess the effectiveness of holistic therapeutic massage<sup>17 18 19</sup>; we particularly wanted to assess massage as it provides no long term educational element, in contrast with lessons in the Alexander technique.

We determined the effectiveness of six or 24 lessons in the Alexander technique, massage therapy, and advice from a doctor to take exercise (using an exercise prescription) with nurse delivered behavioural counselling for patients with chronic or recurrent back pain.

## Methods

We recruited 64 general practices in the south and west of England in two centres (Southampton and Bristol) on the basis of geographical availability of teachers of the Alexander technique and massage therapists; 152 teachers and therapists agreed to participate. Each practice wrote to a random selection of patients who had attended with back pain in the past five years (see box for inclusion criteria, mostly similar to the United Kingdom back pain exercise and manipulation trial<sup>7</sup> for comparability). Patients were given information that there was suggestive preliminary evidence to support each intervention (Alexander technique, massage, and exercise). We recruited patients from 8 July 2002 to 22 July 2004.

## Inclusion and exclusion criteria of patients with back pain in past five years

**Inclusion criteria: to identify those with significant recurrent pain or chronic pain**

- Presentation in primary care with low back pain more than three months previously (to exclude first episodes)
- Currently scoring 4 or more on the Roland disability scale
- Current pain for three or more weeks (to exclude recurrence of short duration)

### Exclusion criteria

- Previous experience of Alexander technique
- Patients under 18 and over 65 (serious spinal disease more likely)
- Clinical indicators of serious spinal disease<sup>20</sup>

Vote

[View Results](#)

## Rapid responses

**Latest responses**   **Most responses**

### Re: Words are all we have

Published Tue, 2011-11-15 14:58

### Re: Welcome to the new design

Published Tue, 2011-11-15 08:59

### Re: India's experience of using recycled pacemakers could benefit other countries

Published Tue, 2011-11-15 02:53

### Diagnosing colorectal cancer: is barium enema really the preferred radiological imaging modality in 2011?

Published Mon, 2011-11-14 23:15

### Rhetoric and ideology

Published Mon, 2011-11-14 20:48

[more](#)

## BMJ most popular

**Most shared**   **Most searched**

[Why do the results of randomised and observational studies differ?](#) Vandembroucke

[Prognostic effect size of cardiovascular biomarkers in datasets from observational studies versus randomised trials](#) Tzoulaki et al.

[Management of deep vein thrombosis and prevention of post-thrombotic syndrome](#) Strijkers et al.

[Cost of dabigatran for atrial fibrillation](#) Gage

[Dabigatran etexilate versus warfarin in management of non-valvular atrial fibrillation in UK context](#) Pink et al.

- Current nerve root pain (below knee in dermatomal distribution), previous spinal surgery, pending litigation (outcome may be different, groups too small to analyse)
- History of psychosis or major alcohol misuse (difficulty completing outcomes)
- Perceived inability to walk 100 m (exercise difficult)

## Randomisation

At the baseline appointment, after informed written consent had been obtained, participants were randomised to one of eight groups by the practice nurse telephoning the central coordinating centre in Southampton (table 1 [↕](#) and appendix on [bmj.com](#)). A statistician had prepared a secure program using computer generated random numbers so that the next allocation could not be guessed. For each practice contributing 10 patients a block of eight numbers existed, and two were added from a block that supplied four other practices. Practices were not told how many patients would be recruited to each trial group or informed of the block randomisation. When possible each practice was matched to two Alexander technique teachers.

View this table:

- [View Popup](#)
- [View Inline](#)

Table 1  
Trial groups for patients with chronic or recurrent back pain

## Outcome measures

The first primary outcome measure was disability, measured using the Roland Morris disability questionnaire. Patients indicate the number of specified activities or functions limited by back pain<sup>21 22</sup> (for example, getting out of the house less often, walking more slowly than usual, not doing usual jobs around the house). The scale is designed for self report and has good validation characteristics.<sup>23</sup> The second primary outcome measure was number of days in pain during the past four weeks<sup>24</sup> (a four week period facilitated recall): this is distinct from intensity of pain or disability.<sup>24 25</sup>

Secondary outcome measures were quality of life, measured using the short form 36,<sup>26</sup> and secondary measures for back pain<sup>21</sup>: pain and disability using the Von Korff scale<sup>24</sup> and Deyo "troublesomeness" scale,<sup>21</sup> overall improvement using health transition,<sup>23</sup> and fear avoidance beliefs for physical activity.<sup>27</sup>

For other measures we asked patients to agree or disagree with statements on 7 point scales from 0=strongly agree to 7=strongly disagree. We developed a back health scale (my health has improved, I feel better, I have less back pain, I am able to be more active; Cronbach's  $\alpha=0.96$ ), and a modified enablement instrument<sup>28</sup> (mean of six items: I am able to cope better with life, I am able to understand my (back) problem better, I am able to cope better with my (back) problem, I am better able to keep myself healthy, I am more confident, I am able to help myself; Cronbach's  $\alpha=0.96$ ).

We measured outcomes at baseline, three months, and one year using postal questionnaires, with two mailings to non-responders and telephone follow-up for a smaller dataset (Roland disability scale, days in pain, Von Korff scale, health transition) for those not responding. Data entry was blind to study group.

## Sample size

The sample size was calculated using the Nquery program. The Medical Research Council back pain working group for the back pain exercise and manipulation trial<sup>7</sup> agreed that a 2.5 point change on the Roland disability scale was a clinically important change in the context of several sessions of manipulation (that is, a relatively intensive intervention<sup>29</sup>). In the context of both intensive and less intensive interventions we assumed that changes in the range 1.5 to 2.5 could therefore be important. This was also justified in our cohort: patients who rated their back pain as slightly improved after one year compared with those rating their pain as not improved (a difference of 1 point on a 7 point scale) had changed Roland disability scores by an additional 2.2 points; 50% of patients achieving this change (a 1.1 point difference) might still be important clinically. We assumed the standard deviation to be 4.<sup>7 30</sup> The limiting element in the sample size calculations was the Alexander technique factor. For  $\alpha=0.01$  and 80% power<sup>31</sup> and assuming the interventions could achieve an effect in the clinically

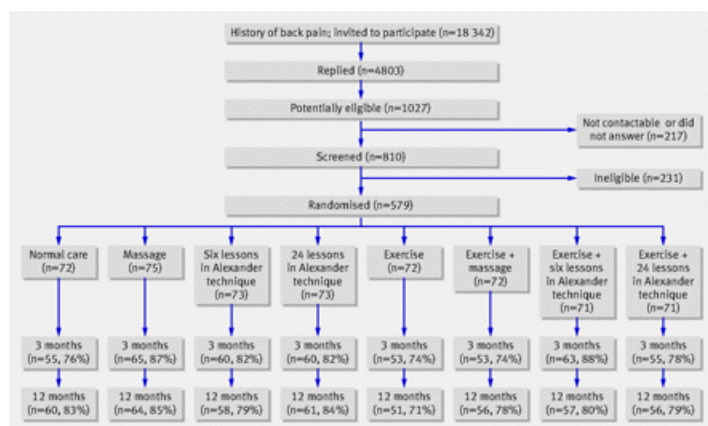
important range (six Alexander technique lessons 1.5 points lower than normal care, massage 2 points lower, and 24 Alexander technique lessons 2.5 points lower) then 292 patients were required for the Alexander technique factor (73 in each group), or 365 allowing for 20% loss to follow-up. The trial had no cluster design effects as it was individually randomised. We wanted, however, to allow for clustering effects (of practice, general practitioner, and teacher or therapist) if these proved statistically significant: we included an inflation factor of 1.45, which required 529 patients (365x1.45), or 536 in total to provide eight balanced factorial groups.

## Analysis

The analysis plan was agreed in advance by the trial management group. The primary analysis was an analysis of covariance for a factorial study at one year for the primary outcome between groups (Roland disability score) and for the secondary outcomes. The days in pain data were skewed so we used non-parametric (quantile) regression. We assessed interaction between factors before reporting the main effects: those of the Alexander technique factor are reported controlling for the effect of exercise and those of the effect of exercise are reported controlling for the Alexander technique factor. As the study was powered for only moderately large interactions we also report the individual groups for the main outcomes at one year. We assessed the statistical significance of clustering by therapist, teacher, and practice, and if these were not significant we did not allow for clustering in the models.

## Results

Most eligible patients who responded agreed to attend for assessment (figure 4). We wrote to 687 consecutive patients who did not respond to the original invitation, to assess potential eligibility of non-responders: 553 responded, of whom only six were eligible. A total of 579 people were randomised and completed the baseline questionnaires, 469 (81%) completed the questionnaires at three months, and 463 (80%) the questionnaires at 12 months. Responders at one year were more likely to have left full time education later and to be self employed or homemakers; response was not related to baseline Roland disability scores. Including education and employment status in the final analysis did not alter the estimates or the inferences. No significant cluster effects (practice, therapist or teacher) were found, except for enablement, where a practice clustering effect was found, so only these results are presented allowing for clustering. Baseline characteristics were similar for all variables (table 2) except there were fewer women in the Alexander technique groups, probably a chance finding. Including sex in the models did not alter the estimates, so the results are presented unadjusted.



View larger version:

- [In a new window](#)
- [Download as PowerPoint Slide](#)

Flow of participants through trial

View this table:

- [View Popup](#)
- [View Inline](#)

Table 2

Comparison of groups at baseline according to two intervention factors (Alexander technique, exercise). Values are means (standard deviations) unless stated otherwise

The trial population had predominantly chronic pain—on average 243 (SD 131) days of pain in the previous year. Seventy nine per cent reported 90 or more days of pain in the previous year.

## Outcomes at three months and one year

Little change occurred in Roland disability score or days in pain in the control group (table 3<sup>¶</sup>). Compared with the control group, significant reductions took place for all interventions for Roland disability score and days in pain at three months.

View this table:

- [View Popup](#)
- [View Inline](#)

Table 3  
Outcomes at three months after randomisation. Values are mean differences compared with control group (95% confidence intervals) and P values, unless stated otherwise

The effect of 24 lessons in the Alexander technique was greater at one year than at three months, with a 42% reduction in Roland disability score and an 86% reduction in days in pain compared with the control group (table 4<sup>¶</sup>). The effect of six lessons was maintained—a 17% reduction in Roland disability score and a 48% reduction in days in pain. Exercise still had a significant effect on Roland disability score (17% reduction) but not on days in pain. Massage no longer had an effect on Roland disability score but days in pain was reduced (by 33%). Twenty four lessons in the Alexander technique also had a significant effect on other outcomes; similar but smaller changes followed six lessons. Massage produced little change in other outcomes except perception of overall improvement in back pain (health transition), enablement, and overall satisfaction.

View this table:

- [View Popup](#)
- [View Inline](#)

Table 4  
Outcomes at one year after randomisation: mean difference compared with control group (95% confidence intervals) unless specified otherwise

## Adherence

Good adherence was defined by the trial management group as attending five out of six massage sessions, five out of six lessons in the group randomised to six lessons in the Alexander technique, and 20 out of 24 lessons in the group randomised to 24 lessons. Good adherence was achieved by 91% (108/119), 94% (106/113), and 81% (95/117), respectively. For exercise prescription—when repeated attendance was not necessary to increase physical activity—the management group judged that adequate adherence was seeing the general practitioner once (for the prescription) and the nurse at least once (for behavioural counselling and reinforcement); this was achieved by 76% (211/278) of patients. No meaningful change occurred in the results when only those patients with good adherence were selected.

## Individual groups

The effect of exercise combined with 24 Alexander technique lessons on Roland disability score and other outcomes was similar to the effect of 24 lessons alone (table 5<sup>¶</sup>). The effect of six lessons followed by exercise prescription on Roland disability score and most other outcomes was almost as good (72% as effective) as 24 lessons.

View this table:

- [View Popup](#)
- [View Inline](#)

Table 5  
Individual groups one year after randomisation



## Adverse events

One patient mentioned that their back pain had been made considerably worse by massage. No adverse events were reported for exercise or Alexander technique lessons.

## Discussion

A series of 24 lessons in the Alexander technique taught by registered teachers provides long term benefits for patients with chronic or recurrent low back pain. Both six lessons in the Alexander technique and general practitioner prescription for aerobic exercise with structured behavioural counselling by a practice nurse were helpful in the long term; classic massage provided short term benefit. Six lessons in the Alexander technique followed by exercise prescription was almost as effective as 24 lessons.

Most patients we contacted were not eligible. The majority of the eligible patients who responded to an invitation to participate in the trial were randomised so the results should apply to most patients with chronic or recurrent back pain. The long previous duration of pain (79% had pain for >90 days) and the little change in pain and function in the control group after one year (still had significant limitation in activity and pain on most days after one year) suggest that we selected a predominantly chronic, severely affected, and currently ineffectively managed population. All had attended primary care with back pain in the past—that is, the sample was a clinically relevant population. Since patients were required to be able to walk, we excluded those most severely disabled by pain.

Adherence was good for both six and 24 lessons in the Alexander technique, and for massage compared with adherence in other back pain intervention trials,<sup>7</sup> possibly as a result of the perceived symptomatic benefit. As this was a large pragmatic, multipractice, multiteacher, multitherapist study, the results are unlikely to be due to the good work of a small number of enthusiasts.

The consistent pattern of outcomes at three months and one year and number of highly significant results suggest that a type I error (chance) was unlikely. The study was powered to detect a reduction of 1.5 to 2.5 activities affected by back pain. Although the study was underpowered to assess significant interactions (none was found) the results suggest that the effect of exercise and 24 Alexander technique lessons combined is less than the sum of the two individual effects. We found no evidence of confounding or bias from losses to follow-up.

The Roland disability scale is one of the best validated self report measures for assessing the impact of back pain.<sup>21 22</sup> The effect of intervention on our other primary outcome, reported days in pain, is unlikely to be explained by recall bias owing to the large effect size and short period of recall. Recall over such periods is likely to be valid: pain or discomfort for both short recall periods (2-4 weeks) and longer recall periods in a variety of conditions compare favourably with diaries completed prospectively.<sup>32 33 34</sup> Any non-differential measurement error owing to the use of reported days in pain is likely to underestimate true differences between groups.

## Interventions

### Alexander technique lessons

The previous trial for back pain was smaller and involved one teacher.<sup>16</sup> Our study shows enduring benefits from lessons delivered by many different teachers. That six sessions of massage were much less effective at one year than at three months whereas six lessons in the Alexander technique retained effectiveness at one year shows that the long term benefit of Alexander technique lessons is unlikely to result from non-specific placebo effects of attention and touch.

### Massage

Massage is helpful in the short term, which supports tentative conclusions from previous research.<sup>17 19</sup> Benefit in the longer term is probably less, which is supported by previous comparison with a self care booklet,<sup>35</sup> although this trial did find benefit compared with acupuncture. Acupressure may possibly be more effective than the classic massage we used.<sup>17</sup>

### Exercise

Prescription from a general practitioner for unsupervised home based aerobic exercise (predominantly walking) with follow-up structured counselling, based on the theory of planned behaviour,<sup>36</sup> and using behavioural principles, provided modest but useful benefits from a relatively brief intervention. Comparison with the United Kingdom back pain exercise and manipulation trial suggests the benefits are similar to a supervised exercise scheme in the short term, and potentially greater in the long term, since the effect of supervised schemes in that trial was no longer apparent by 12 months.<sup>7</sup> Six lessons on the Alexander technique followed by prescription for exercise provided nearly as much benefit as 24 lessons on the Alexander technique.

## Other interventions

A recent study of acupuncture in a Chinese orthopaedic clinic<sup>37</sup> and single practitioner trial of yoga suggest substantial benefit for back pain,<sup>38</sup> but trials were small (<130 participants) with six months of follow-up. Systematic reviews of manipulation suggest limited benefit,<sup>10</sup> and the United Kingdom back pain exercise and manipulation trial showed moderate benefits from manipulation combined with supervised exercise at one year (1.3 reduction in Roland disability score). A systematic review suggested that strengthening and stabilising exercises are likely to have moderate benefit<sup>4</sup>; the more pronounced effects in a recent trial<sup>39</sup> require confirmation as the follow-up rate was poor (<60%). The finding of possible benefit of acupuncture for quality of life at 24 months but not 12 months<sup>40</sup> requires confirmation, given the negative findings for pain and disability<sup>40</sup> and the negative long term findings reported in the Cochrane review.<sup>41</sup> The magnitude of benefit we found in the current study—of 3 points on the Roland disability score—is likely to be important for patients: an improvement of 3 points on the score means that patients have three fewer activities or functions limited by back pain (such as being able to get out of the house less often, walking more slowly than usual, not doing usual jobs around the house). This benefit can be provided by 24 lessons in the Alexander technique, or six lessons combined with exercise prescription.

## What is already known on this topic

- Combined manipulation and physiotherapy-supervised strengthening exercises helps functioning moderately (1-2 activities no longer limited by back pain)
- Preliminary evidence suggests that massage and lessons in the Alexander technique might help in the short term

## What this study adds

- Six sessions of massage, prescription for exercise and nurse counselling, six lessons in the Alexander technique, and 24 lessons helped with back pain and functioning at three months
- Lessons in the Alexander technique still had a beneficial effect on pain and functioning after 12 months
- Six lessons in the Alexander technique followed by exercise prescription are nearly as effective as 24 lessons

## Notes

Cite this as: *BMJ* 2008;337:a884

## Footnotes

- We thank the patients, practices, general practitioners, practice nurses, teachers, and therapists for their time and effort; Carolyn Nicholls, who helped develop the Alexander technique teachers' record forms and organised the pilot of the trial; Andy Fagg, who helped develop the massage intervention; and the trial steering committee (chairman Martin Underwood) for their help throughout the trial.
- Contributors: PL and GL had the original idea for this protocol; DS and FO had been working on a parallel protocol. The protocol was developed by all the authors. PL led the grant application in conjunction with DS, GL, and PS (principal investigators). FW coordinated the trial on a day to day basis supervised by PL and



helped by JB and KM, and managed the Southampton site. KM managed the database, supervised by PS. ME and AB managed the Bristol site on a day to day basis, supervised by DS. KB and FO coordinated the development of the Alexander technique intervention and monitoring. LY coordinated the development of the exercise prescription intervention and monitoring. All authors contributed to regular meetings on trial management. PL and PS did the analysis, which was discussed by all authors. PL wrote the paper, and all authors contributed to revisions of the paper. PL is guarantor for the paper.

- Funding: This work was supported by the Medical Research Council [grant number G0001104]. The Medical Research Council was independent of the running, analysis, and interpretation of the trial. GL's post is supported by the Rufford Maurice Laing Foundation.
- Competing interests: None declared.
- Ethical approval: South west multicentre research ethics committee (reference 01/6/54).
- Provenance and peer review: Not commissioned; externally peer reviewed.

This is an open-access article distributed under the terms of the Creative Commons Attribution License, which permits unrestricted use, distribution, and reproduction in any medium, provided the original work is properly cited.

## References

1. ↵

Waddell G, Aylward M, Sawney P. *Back pain, incapacity for work and social security benefits: an international literature review and analysis*. London: Royal Society of Medicine Press, 2002.

2. ↵

Andersson G. *Epidemiological features of chronic low-back pain*. *Lancet*1999;354:581-5.

[CrossRefMedlineWeb of Science](#)

3. ↵

Van Tulder MW, Malmivarra A, Esmail R, Koes B. Exercise therapy for low back pain. *Cochrane Database Syst Rev* 2000;(2):CD000335. Review. Update in: *Cochrane Database Syst Rev* 2005;(3):CD000335.

4. ↵

Hayden J, van Tulder MW, Malmivaara A, Koes B. *Meta-analysis: exercise therapy for non-specific low back pain*. *Ann Intern Med*2005;142:765-75.

[FREE Full Text](#)

5. ↵

Frost H, Klaber-Moffett J, Moser JS, Fairbank JCT. *Randomised controlled trial for evaluation of fitness programme for patients with chronic low back pain*. *BMJ*1995;310:151-4.

[FREE Full Text](#)

6. ↵

Klaber-Moffett J, Torgerson D, Bell-Syer S, Jackson D, Llewelyn-Phillips H, Farrin A, et al. *Randomised controlled trial of exercise for low back pain: clinical outcomes, costs and preferences*. *BMJ*1999;319:279-83.

[FREE Full Text](#)

7. ↵

UK BEAM Trial Team. *United Kingdom back pain exercise and manipulation (UK BEAM) randomised trial: effectiveness of physical treatments for back pain in primary care*. *BMJ*2004;329:1377-81.

8. ↵

Little P, Roberts L, Blowers H, Garwood J, Cantrell T, Langridge J, et al. *Should we give detailed advice and information booklets to patients with back pain?: a randomised controlled factorial trial of a self management booklet and doctor advice to take exercise for back pain*. *Spine*2001;26:2065-72.

[CrossRefMedlineWeb of Science](#)

9. ↵

Hillsdon M, Thorogood M, Antiss T, Morris J. *Randomised controlled trials of physical activity promotion in free living populations: a review*. *J Epidemiol Community Health*1995;49:448-53.

[FREE Full Text](#)

10. [↵](#)

Assendelft W, Morton S, Yu E, Suttorp M, Shekelle PG. Spinal manipulative therapy for low-back pain. *Cochrane Database Syst Rev*2004;(1):CD000447.

11. [↵](#)

Heymans M, van Tulder MW, Esmail R, Bombardier C, Koes B. Back schools for non-specific low-back pain. *Cochrane Database Syst Rev*2004 Oct 18; (4):CD000261.

12. [↵](#)

Meade T. Manipulative therapy and physiotherapy for persistent back and neck complaints. *BMJ*1992;304:1310.

[FREE Full Text](#)

13. [↵](#)

Cacciatore T, Gurfinkel V, Horak F, Cordo P, Ames K. Alteration of muscle tone through conscious intervention: increased adaptability of axial and proximal tone through the Alexander technique. Proceedings of the International Society for Posture and Gait Research , Vermont, USA, 14-18 Jul 2007;18.

14. [↵](#)

Cacciatore T, Horak F, Henry S. Improvement in automatic postural coordination following Alexander technique lessons in a person with low back pain. *Phys Ther*2005;85:565-78.

[FREE Full Text](#)

15. [↵](#)

Gurfinkel V, Cacciatore T, Cordo P, Horak F, Nutt J, Skoss R. Postural muscle tone in the body axis of healthy humans. *J Neurophysiol*2006;96:2678-87.

[FREE Full Text](#)

16. [↵](#)

Ernst E, Canter P. The Alexander technique: a systematic review of controlled clinical trials. *Forschende Komplementärmedizin und Klassische Naturheilkunde/Research in Complementary and Classical Natural Medicine*2003;10:325-9.

[CrossRef](#)

17. [↵](#)

Furlan A, Brosseau M, Imamura M, Ivin E. Massage for low-back pain. *Cochrane Database Syst Rev*2002;(2):CD001929.

18. [↵](#)

Preyde M. Effectiveness of massage therapy for subacute back pain: a randomised controlled trial. *CMAJ*2000;162:1815-20.

[FREE Full Text](#)

19. [↵](#)

Ernst E. Massage therapy for low back pain: a systematic review. *J Pain Symptom Manage*1999;17:65-9.

[CrossRefMedlineWeb of Science](#)

20. Clinical Standards Advisory Group. *Management guidelines for back pain*. London: HMSO, 1994.

21. [↵](#)

Deyo R. Outcome measures for low back pain research: a proposal for standardising use. Proceedings of the 2nd international forum for primary care research on low back pain, 30-31 May, the Hague, 1997.

22. [↵](#)

Patrick DL, Deyo RA, Atlas SJ, Singer DE, Chapin A, Keller RB. Assessing health-related quality of life in patients with sciatica. *Spine*1995;20:1899-908.

[MedlineWeb of Science](#)

23. [↵](#)

Beurskens A, de Vet H, Koke A. Responsiveness of functional status in low back pain: a comparison of different instruments. *Pain*1996;65:71-6.

[CrossRefMedlineWeb of Science](#)

24. [↵](#)

Von Korff M, Ormel J, Keefe M, Dworkin S. Grading the severity of chronic pain. *Pain*1992;50:133-49.

[CrossRefMedlineWeb of Science](#)

25. [↵](#)

Von Korff M, Deyo R, Cherkin D, Barlow W. Back pain in primary care. *Spine*1993;18:855-62.

[MedlineWeb of Science](#)

26. [↵](#)

Ware J, Sherbourne C. The SF36 health status survey 1: conceptual framework and item selection. *Med Care*1996;30:473-83.

[CrossRef](#)

27. [↔](#)

Waddell G, Newton M, Henderson I, Somerville D, Main C. A fear-avoidance beliefs questionnaire (FABQ) and the role of fear avoidance beliefs in chronic low back pain and disability. *Pain*1993;52:157-68.

[CrossRefMedlineWeb of Science](#)

28. [↔](#)

Howie J, Heaney D, Maxwell M, Walker J, Freeman G, Rai H. Quality at general practice consultations: cross sectional survey. *BMJ*1999;319:738-43.

[FREE Full Text](#)

29. [↔](#)

Brearley S, Burton K, Coulton S, Farrin A, Garratt A, Harvey E, et al. UK Back pain Exercise And Manipulation (UK BEAM) trial—national randomised trial of physical treatments for back pain in primary care: objectives, design and interventions [ISRCTN32683578]. *BMC Health Serv Res*2003 Aug 1;3:16.

30. [↔](#)

Kluber-Moffatt J, Maynard A, Dowell A. Exercise based management of back pain in primary care: protocol for randomised trial funded by the Arthritis and Rheumatism Council. York: University of York (mimeo) 1994.

31. [↔](#)

Day SJ, Graham DF. Sample size and power for comparing two or more treatment groups in clinical trials. *BMJ*1989;299:663-5.

[FREE Full Text](#)

32. [↔](#)

Salovey P, Seiber W, Smith A, Turk D, Jobe J, Willis G. Reporting chronic pain episodes on health surveys: Vital Health Statistics 6. Centers for Disease Control, Hyattsville, MD: National Center for Health Statistics, 1992.

33. [↔](#)

Stewart W, Lipton R, Simon D, Liberman J, Von Korff M. Validity of an illness severity measure for headache in a population sample of migraine sufferers. *Pain*1999;79:291-301.

[CrossRefMedlineWeb of Science](#)

34. [↔](#)

Little PS, Williamson I, Warner G, Gould C, Gantley M, Kinmonth AL. An open randomised trial of prescribing strategies for sore throat. *BMJ*1997;314:722-7.

[FREE Full Text](#)

35. [↔](#)

Cherkin D, Eisenberg D, Sherman K, Barlow W, Kaptchuk T, Street J, et al. Randomized trial comparing traditional Chinese medical acupuncture, therapeutic massage, and self-care education for chronic low back pain. *Arch Intern Med*2001;161:1081-8.

[FREE Full Text](#)

36. [↔](#)

Godin G, Kok G. The theory of planned behavior: a review of its applications to health-related behaviors. *Am J Health Promot*1996;11:87-98.

[MedlineWeb of Science](#)

37. [↔](#)

Lie-Chien Hsieh L, Kuo C-H, Lee LH, Yen MF, Chien K-L, Chen TH-H. Treatment of low back pain by acupuncture and physical therapy: randomised controlled trial. *BMJ*2006;332:696-700.

[FREE Full Text](#)

38. [↔](#)

Sherman K, Cherkin D, Erro J, Miglioretti D, Deyo R. Comparing yoga, exercise, and a self-care book for chronic low back pain. *Ann Intern Med*2005;143:849-56.

[FREE Full Text](#)

39. [↔](#)

Goldby L, Moore A, Doust J, Trew M. A randomized controlled trial investigating the efficiency of musculoskeletal physiotherapy on chronic low back disorder. *Spine*2006;31:1083-93.

[CrossRefMedlineWeb of Science](#)

40. [↔](#)

Thomas K, MacPherson H, Thorpe L, Brazier J, Fitter M, Campbell M, et al. Randomised controlled trial of a short course of traditional acupuncture compared with usual care for persistent non-specific low back pain. *BMJ*2008;333:611-2.

[CrossRef](#)

41. [↔](#)

Furlan A, van Tulder M, Cherkin D, Tsukayama L, Koes B, Berman B. Acupuncture and dry-needling for low back pain. *Cochrane Database Syst Rev*2005 Jan 25;

## Follow BMJ On

[twitter.com/bmj\\_latest](https://twitter.com/bmj_latest)  
[facebook.com/bmjdotcom](https://facebook.com/bmjdotcom)  
[youtube.com/user/BMJmedia](https://youtube.com/user/BMJmedia)

## Content Links

[Last 7 days](#)  
[Research](#)  
[Education](#)  
[News](#)  
[Comment](#)  
[Archive](#)  
[Blogs](#)  
[Video](#)  
[Print Issue](#)

## My Account

[Email alerts](#)  
[Activate subscription](#)

## Resources

[Authors](#)  
[Reviewers](#)  
[BMA members](#)  
[Readers](#)  
[Subscribers](#)  
[Advertisers and sponsors](#)  
[Media](#)

## BMJ

[About us](#)  
[Editorial staff](#)  
[Advisers](#)  
[Policies](#)  
[Complaints](#)  
[Partnerships](#)

## Explore BMJ

[About BMJ Group](#)  
[Junior Doctors: Agents for Change](#)  
[Student BMJ](#)  
[doc2doc](#)  
[Junior Doctor Portal](#)  
[Pandemic Flu](#)  
[BMJ Group](#)

## Information

[Contact us](#)  
[Feedback](#)



Read  
**BMJ**  
**FREE**  
Research  
to earn  
CME  
points